

Good Afternoon FLY Families!

Foreign Language for Youth has created a Google Classroom **School Account** for your student to attend our online classes.

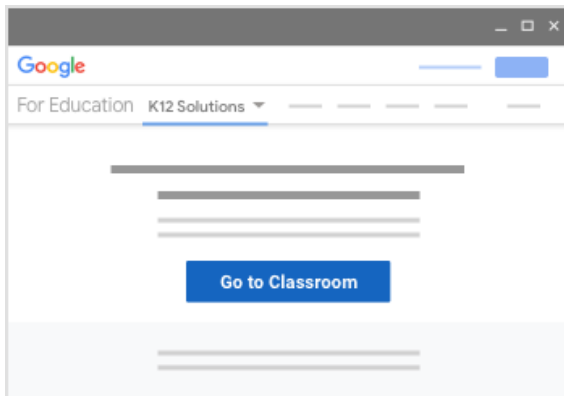
We have provided you with a FLY email and password specific to your student. Please follow the instructions below using the log in credential given to you in the email.

Instructions on how to log into Google Classroom:

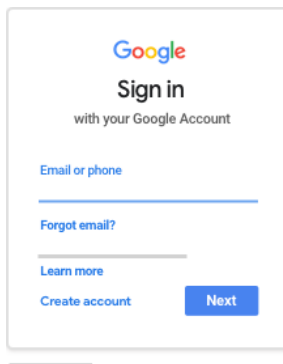
<https://support.google.com/edu/classroom/answer/6072460?co=GENIE.Platform%3DDesktop&hl=en>

Or you can follow these instructions:

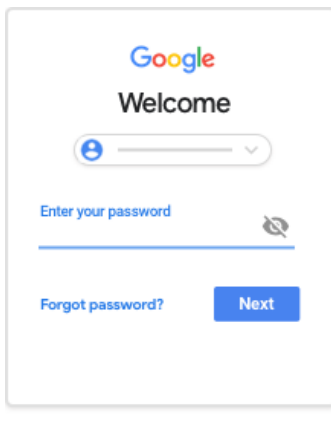
1. Go to **classroom.google.com** and click **Go to Classroom**.



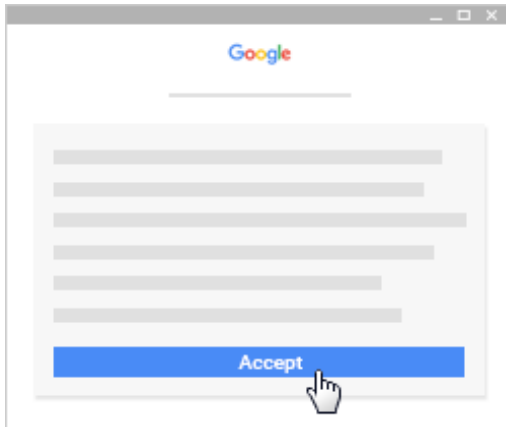
2. Enter your username and click Next.



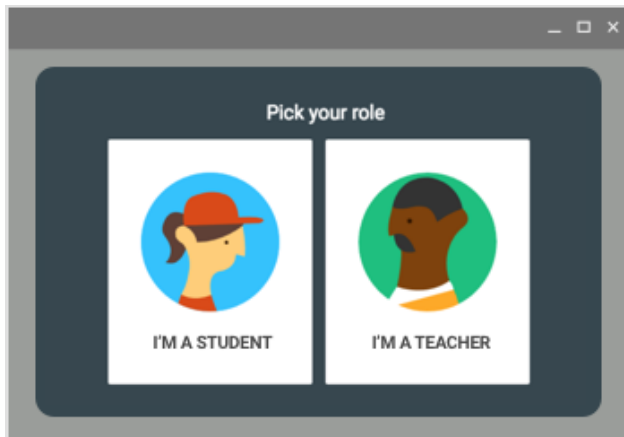
3. Enter your password and click Next.




- Now, create your own new password, and click on the blue change password button.
- If there is a welcome message, read it and click Accept.



- If you're using a G Suite for Education account, click I'm A Student or I'm A Teacher.
 - Note: Users with personal Google Accounts won't see this option.



- Click Get Started. Now you are signed into Google Classroom!



- Your student's class should already be in the classroom page. Click on "Join" to be added to the class.